


# **A Handbook For Children & Parents**



## **Etwall Primary School**

### **Early Years Foundation Stage**

### **2020/2021**

# Welcome

Beginning school is a major event in the life of a four year old and it won't be long before your child will be starting with us at Etwall Primary School. There will be lots of new things to learn and of course you will want to ensure that your child is well prepared for this important event. We aim to make it a happy and memorable experience. We hope that this booklet will provide some useful information that will help your child to settle quickly into school.

## Contents

Welcome	1
Our Vision	2
General Information	3
Meet the Staff	4
Parents as Partners	5
The School Day	8
Induction Process	10
Learning in the Foundation Stage	11
Preparing your child for school	13
Things you need for school	16
Information for parents	17

# Our Vision

*Etwall Primary School focuses on excellence and ensures all children achieve personal and academic success. We provide a happy, secure and stimulating environment; instil the highest standards of attitude, behaviour, achievement improvement and development.*

## **Etwall Primary School whole school aims:**

- ✚ To optimise the academic achievement of all our children.
- ✚ To nurture all children's personal, social and spiritual abilities.



# **General Information**

Our contact details are:

Etwall Primary School

Eggington Road

Etwall

Derbyshire

DE65 6NB

**Telephone:** 01283 732301

**Email:** [enquiries@etwall.derbyshire.sch.uk](mailto:enquiries@etwall.derbyshire.sch.uk)

**School Website:** [www.etwallprimary.eschools.co.uk](http://www.etwallprimary.eschools.co.uk)

**Head Teacher:** Mrs Sarah Bentley

**Deputy Head Teacher:** Mr Rick Ormiston

**Chair of Governors:** Mr Rishi Makwana

**Vice Chair of Governors:** Mrs Angela Jenner

If you need to access the school during the school day please ring the bell on the front desk and a member of staff will be pleased to assist you.

# Meet the EYFS Team

Mrs Sam Toynbee     Early Years Foundation Stage Leader  
Woodpeckers Class teacher  
Deputy Safeguarding Lead

Mr Rick Ormiston     Deputy Head teacher  
Class teacher  
Deputy Safeguarding Lead

Mrs Lesley Chapman     Teaching and Learning Assistant  
(Monday-Wednesday and Fridays in  
Woodpecker Class)

Mrs Janice Draper     Teaching and Learning Assistant  
(Thursdays in Woodpecker Class)

Mrs Hannah Smith     Teaching and Learning Assistant

## Parents/Carers as partners

We recognise the importance of parents and carers in a child's developing stages. As a primary care provider you are your child's first educators and we greatly value any input, opinions and information you can share with us about your child's learning and progress.

To facilitate this we provide every child with a 'Home Diary' during the induction sessions. This book is a tool for you, your family and your child to work on together. We encourage you to put in photos, let your child do drawings, writing or mark making that they can proudly share with the class.

To support this, we also produce a 'Learning Journal' within the classroom that records your child's learning and achievements during school. The children will become familiar with these journals and they represent both child-initiated activities and directed tasks. These are always available for you to look through. We also encourage you to contribute to these by making small observations at home. These are in the form of Star Moments and can be found on the class page on the school website.

We also use the Class Dojo App to communicate securely with parents/carers about their children online. The app offers a Facebook style interface which manages the flow of frequent information from school to home.



Class Dojo has four main elements that we will be using:

- Digital Sticker points - Pupils will collect Dojo points from staff members when they show positive behaviours linked to our values and school rules along with behaviours linked to learning. Please see our Behaviour Policy for further details.
- Class Story - general class news and celebrations, reminders and updates.
- School Story - news from across the school, on the day it happens, informing you about whole school events, sporting results and other whole school information and updates.
- Messaging - parents will be able to message staff to pass on important but not urgent messages. Staff will be able to respond to these messages to enter into a dialogue.

We provide many other opportunities for parents and carers to take an active part in their child's education. These include:

- ✚ Class assemblies to share our success and topic work
- ✚ Learning together events where parents are welcomed to join in with our sessions—e.g. Phonics and Maths Workshop
- ✚ Educational visits where parent/carer-helpers are invited
- ✚ Sport Events
- ✚ Regular newsletters - class and whole school
- ✚ Class web pages
- ✚ Opportunities to have a school lunch with your child.
- ✚ To become a class helper.
- ✚ As a member of the Parent, Teacher and Friends Association (PTFA) you are invited to all meetings and events.

Most importantly, a family ethos is central to our school and as such, we operate an 'Open-Door Policy' where parents are actively encouraged to meet with staff to discuss any concerns at the earliest opportunity. The EYFS team are usually available from 8.45 am or after 3.30pm to answer any questions.

Phone calls to the School Office are most welcome, where the office team will offer their assistance, or will arrange an appointment with members of staff if requested.

Mrs Bentley is always available to speak to parents and does her best to see parents, if not straight away, on the same day. Please do not hesitate to see her if you wish to discuss anything.



# The School Day

## The Daily Routine

Arrival (8.45am to 8.55am when the children are settled into the school routine)

Welcome and registration (8.55am)

Phonics

Adult led activities/Continuous Provision both indoors and outdoors

Play time (10.30am)

Snack and Milk time

Story time

Adult led activities/Continuous Provision both indoors and outdoors

Mental Maths

Lunch Time (Noon)

Story time with Midday Supervisor (1.00pm)

Registration (1.10pm)

Adult led activities/Continuous Provision both indoors and outdoors

Circle time/Music/Story time

Home (3.30pm)

## Start of the day

Children can arrive at the class from 8.45 am. One of the teachers will be waiting by the door to meet and greet as well as collect any messages. Other staff will help the children with the settling time. School begins at 8.55am and lessons start promptly at 9.00am.

## End of the day

The end of the day is at 3.30pm. The children will leave the classroom through the play areas once a member of staff sees who is picking the child up. Please confirm your end of day procedure by filling in the appropriate form.

Remember to let us know if someone different will be collecting your child from school. This is very important.

**School Dinners:** The school cooks prepares hot meals for us every day in our school kitchen. A menu is sent to parents regularly and a copy is displayed on the parent's notice board in Woodpeckers classroom.

Children have a `cafeteria—style' service throughout the week. School dinners are free for all children in Reception and Key Stage 1

**Lunchboxes:** Children who bring a packed lunch are encouraged to bring fruit and other healthy options. Fizzy drinks, sweets and chocolate are not permitted. Lunchboxes are stored in the hall.

**Milk and Fruit:** Children are offered a piece of fresh fruit at break time and a carton of milk if they wish.

Every child under the age of 5 qualifies for free school milk. Once children reach their fifth birthday, milk costs 26p a day which can be ordered if you wish at [www.coolmilk.co.uk](http://www.coolmilk.co.uk)

The children can bring a healthy snack into school for the afternoon. These include fruit (fresh or dried and not coated), vegetables or unprocessed food e.g. crisp breads, yogurt (tubes easier!), seeds, granola bars, rice cakes, oak cakes.

We have children in our school who have **severe nut allergies**. To protect these children we have declared our school a nut free zone. Please help us by ensuring your child does not bring food to school, which may contain nuts / trace of nuts.

# Induction Programme 2020

Date	Activity
TBC	Transition open evening for parents (6—7pm)
Tuesday 30 <sup>th</sup> June	Visit to School
Wednesday 1 <sup>st</sup> July	Visit to school
29 <sup>th</sup> June to 10 <sup>th</sup> July	Home Visit or Consultation

## Pre-school Settings

During the induction process, Mrs Toynbee and the EYFS team will make visits to see children in their pre-school setting. As well as meeting your child, staff will begin to gather information from their key person. This allows us to prepare for your child's arrival, incorporate their interests and help them to feel comfortable on induction days. This should make the transition process an exciting and enjoyable start to their primary education and ensure that they settle quickly with their new friends.


## Home Visits

During July, Mrs Toynbee and the EYFS team arrange and make home visits or consultation with the parents to discuss the needs of each child starting school. It is an ideal opportunity to share information informally and provides a forum to ask any questions. It also provides an opportunity for the child to meet staff in a secure setting.

# Learning in the Foundation Stage

Woodpeckers is where the excitement begins! Foundation stage children learn together in an environment which is developed around the children's interests. We pride ourselves on being an exciting and engaging place to be - encouraging our children to be independent learners through a range of practical activities. We follow a thematic curriculum which allows us to be creative with our lessons and let the children lead their own learning.

As our Foundation Stage children enter the classroom they learn primarily through a variety of play and real-life experiences. Our teaching is delivered through carefully planned tasks. Their development is tracked through detailed observations and child-initiated interaction. This information is then transferred into your child's personal learning journey - a diary of information and photographs. We use these to record individual interests, progress and plan the next steps of your child's learning.



# The EYFS Curriculum

In Woodpeckers the children follow the Early Years Foundation Stage Framework (EYFS). This curriculum is based upon four themes and principles.

**The Unique Child** - We understand that every child is an individual child who is capable in their own right. The holistic child has a variety of needs that need meeting over their time in the Foundation Stage.

**Positive Relationships** - Social interaction is key to children's development. Children become strong, independent learners; as well as scaffolding their learning through positive social interaction.

**Enabling Environments** - Providing a safe, secure and stimulating base for your children is key to their development. The framework allows for experiences that respond to the child's individual needs/interests; as well as developing a strong partnership between practitioners, parents and carers.

**Learning and Development** - Children develop and learn in different ways. The framework covers the education and care of all children in early years provision, including children with special educational needs and disabilities.

# Early Learning Goals

Within 'Development Matters' there are 3 prime areas of learning and 4 specific areas. This framework provides the basis of how we structure the setting, the activities and opportunities we provide; as well as how we assess your child's development. For each of these areas your child will have an 'Early Learning Goal' to work towards.

## Prime Areas


- ▣ Communication and language
- ▣ Personal, social and emotional development
- ▣ Physical development

## Specific Areas

- ▣ Literacy
- ▣ Problem solving, numeracy and reasoning
- ▣ Understanding the World
- ▣ Expressive arts and design

## Characteristics of Effective Learning

- ▣ Playing and exploring
- ▣ Active learning
- ▣ Creating and thinking critically



# Helping Prepare your Child for School

Here in Woodpeckers we go to great lengths to help your child be prepared for their next stage of learning; as well as developing the confidence and skills to be an independent learner. Our motto is:

## Teach me to do it myself!

In preparation for school, here are some things you can do with your child to help them develop the basic skills on the road towards their Early Learning Goals.

### Speaking

- Speak clearly and confidently
- Model using the right words and set an example
- Speak in full sentences
- Use clear, simple directions for tasks and behaviours
- Engage in discussions with your child and allow them the time to speak without being interrupted
- Ask for their opinions
- Tell them about your day and ask about theirs.

### Listening

- Show your child how to be a good listener by listening to them and others
- Be patient—don't interrupt or finish their sentences for them
- Give them your full attention when they are speaking, showing them eye contact and good body language.
- Respond to what they are saying by asking questions or ask about their opinions.
- Listen to your child reading.

## Number Skills

- Count daily with your child
- Count objects, actions, numbers and a range of things.
- Identify numbers wherever you go—a neighbour's house number or the number on a bus.
- Help children putting numbers in order.
- Let children help with the tidying and sorting. Can they sort the DVDs by colour?
- Identify shapes around the home.
- Use fingers to represent a number.

## Writing

- Encourage your child to mark make without feeling pressured.
- Use the home diaries.
- Get your children colourful pens, gel pens and exciting new tools to encourage them to mark make.
- Let children write their name on cards or letters.
- If your child is already writing with a pen or pencil, support their pencil grip so they do not develop a bad habit.



## Behaviour

- Agree clear and realistic rules—and stick to them.
- Give your child boundaries so they know what is expected of them.
- Encourage your child to always say 'please' and 'thank you'.
- Support the school Golden Rules
- If your child's behaviour is proving difficult we can work on a home-school reward system together.










## Organisation

- ✚ Children like routine—so set regular times for bed, getting up, meals and family time.
- ✚ Under 5's need up to 15 hours and primary children 10 hours sleep a night.
- ✚ Check your child has their name in every-thing before they bring it, this helps them be organised themselves at school.
- ✚ Help your child remember to bring everything—book bag, PE kit, drinks bottle, reading book etc.
- ✚ Help your child to have all the equipment they need for learning.
- ✚ Let your child take hold of their own things on the way to school—they will know where to put books, bottles and bags.
- ✚ Let your children help you at home with the cooking, cleaning and shopping—they relish an opportunity to feel useful!
- ✚ Be patient when your child is helping.
- ✚ Lay your child's clothes out in the correct order each morning so they can dress themselves—this really helps for PE!
- ✚ Children are expected to toilet them-selves once they begin the Foundation Stage.

## Extending their learning

- Link your child's learning to family activities—we can give you ideas for each topic!
- Go to local museums, parks, wildlife reserves and into nature.
- Talk about the world around them and encourage them to ask questions.
- Get to know what your child is learning—we will send home a topic web each half term for you to read.
- Take time to listen to your child and explain things carefully, developing their understanding and vocabulary.

# Things you need in school

Weekly Timetable		
Bring to school every day	<ul style="list-style-type: none"> <li>▪ A Book Bag</li> <li>▪ A named bottle of water (either a sports bottle or a bottle of water with a drinking spout) - not fruit squash or fizzy drinks.</li> <li>▪ Coat and sunhat</li> </ul>	
Monday		News
		Library
Tuesday		
Wednesday		Swimming
Thursday		Yoga
Friday		PE
		<p>Pupil of the week assembly.</p> <p>Show and Tell/ Travelling Ted</p>

# Information for Parents

The first few weeks will be a settling in period for the children, as they will need time to adjust to new routines and a long school day. You may find that some mornings your child may be tearful; this is common for many children during this adjustment period. We have very experienced staff in Reception who are used to dealing with children who are upset. In these situations, we need you to hand your child to a member of staff and walk away. We understand this is very difficult for you to do, but it is the best thing for your child. We find the sooner the parent leaves the sooner the child settles. If requested by you, Mrs Chapman Mrs Draper or Mrs Smith will ring you during the first hour to let you know how your child is.



Personal toys and possessions may get lost or broken - it is much better to leave them at home.



**Stationery:** - In Reception, we use special writing equipment designed to help your child develop the correct pencil grip. Therefore, pencil cases are **not** necessary, as school will provide all stationery

## Clothing



Please make sure **ALL** clothing is labelled with your child's name and class (W) especially sweatshirts as these are often taken off when the children get hot, and are easily mixed up. Don't forget even underwear is taken off on swimming days. The children are expected to follow the school uniform code. No nail varnish or make up is to be worn.

## PE Kit



P.E. kit: - Your child will need a draw string P.E. bag, with a white t-shirt and plain black or blue shorts and a pair of black plimsolls. Their kit will need to be in school every day in case of unforeseen changes to the timetable.

For safety reasons jewellery should not be worn in school and **longer hair must be tied back at all times**. Staff are **not** allowed to remove earrings so please ensure you remove your child's earrings before school or they will have to be excluded from the lesson. If your child has difficulty dressing and undressing, please practise at home. At the end of each term, P.E. kits are sent home for washing. As young children grow quickly, please take this opportunity to ensure your child's plimsolls are the correct size. Please remember to write your child's name in their plimsolls when labelling your child's kit



**Jewellery:** - For health and safety reasons jewellery should not be worn in school. **We also ask that, in reception, watches be left at home.** They create a lot of time wasting, as your child will have to remove it for many of our lessons, such as, sand and water play, dough and art activities and P.E. In addition, as your child's wrists are still developing we find the extra weight can affect a child's handwriting development.

## Outdoors



Our unpredictable British weather means that even on sunny days we often need a coat in school. The children regularly take part in outside lessons and spend up to an hour outside at lunch time play so please make sure your child is properly attired. This means bring a coat and a sunhat.

## Homework



Home work: - Reading is a large part of this homework and is explained below. At appropriate times during the term, your child will also bring home a Home Learning Journal which will have a creative activity to do at home together. The topics of these vary and there is no right way to complete the tasks.



**Reading:** - In the next few weeks, when our initial assessments are complete, your child will begin the school reading scheme. Your child will be given two reading books and a reading diary. The reading diary is for you to write in so we know your child has read their books at home. Comments can include telling us if your child enjoyed the story, and how well they did.



Initially your child will be given a discussion book, a book with pictures not words. Encourage your child to **tell** a story. These books encourage your child to develop their speaking, listening skills, and their imagination. These are important skills that your child will need to develop to become an effective reader and writer. To help you and your child during these early days of reading your child will bring home an extended story sheet to accompany each book. These sheets must be returned to school with the reading book. Please do not limit your child's reading to school reading books alone, as it is important that your child be exposed to a variety of storybooks and factual books at home and is read to regularly by an adult.

Phonics: - The children will also bring home a key ring of the phonemes and digraphs which are being learnt at school. Please help your child to recognise them. A phonics workshop will be held in the

Autumn term to explain our approach to Phonics and give you some handy tips.

Also the children will bring home tricky words and high frequency words to learn which will help both reading and writing.

## **The Role of Your child's Key person**

Each child starting Etwall Primary School will be allocated their own key person.

The key person will have a special responsibility to help your child settle into our Foundation Stage routine. They will be there for you too, so that you may tell them of any worries or concerns that you may have. The key person won't be the only adult who will be involved with your child. Mrs Toynbee and the EYFS team are involved with all the children and parents.

Having a key person you can recognise and call by name and who knows your child well is very important to us. We hope you will think so too.

We hope you have found this information both useful and helpful. If you have any questions or concerns you would like to discuss, at any time during the year, please do not hesitate to contact us.

Thank you in advance for your invaluable support.

Yours sincerely,

**Mrs Toynbee**

The EYFS Leader