

EYFS Homework Learning

Booklet Spring T3

In EYFS, children are expected to complete the following homework tasks every week to support their development in the core subjects. Thank you for your support in helping your child.

Reading

Please listen to your child read and ask them questions to support their comprehension of the text. Record any reading/discussion that you do in your child's reading diary for their class teacher to see.

Children are expected to read outside of school a minimum of five times a week. Diaries are checked in class weekly.

Phonemes

Your child has been given a phoneme keyring which includes the phonemes taught in phonics lessons.

Please help your child to learn the sound and action for each phoneme.

Children are expected to recall these phonemes during phonics lessons and use them to segment and blend in reading and spelling.

Number

Daily the children will use numerals 0 to 20. Help your child to recognise, count, order and write numerals to 20.

Count objects, sing songs and find numerals in the environment.

Number facts to 5.

High Frequency and Exception words

Attached to the reading diary are the high frequency and exception words your child is learning.

Please help them to read these words independently.

EYFS Common Exception Words

Although we teach children phonics to help them to accurately read, then spell words using the phonics rules, we also need to teach the children the grapheme-phoneme correspondences that do not fit in with these rules (otherwise known as common exception rules). Please help your child to learn to read and then spell these words accurately.

EYFS Common Exception Words

I	he	they	like	little
a	she	all	so	one
to	we	are	do	when
the	me	my	some	out
no	be	here	come	what
go	was	said	were	
into	you	have	them	

EYFS High Frequency Words

Please help your child to learn to read then spell these words accurately by the end of the Reception year.

EYFS High Frequency Words (HFW)

and	it	up	went	put
away	for	dog	with	an
can	am	on	had	saw
cat	want	play	her	help
day	this	is	not	if
get	at	but	will	got
going	all	that	get	him
mum	big	in	then	came
of	look	dad	there	from
yes	see	his	as	made

Number Recognition

It is important that the children recognise, order and write numerals to 20.

0	1	2	3	4	5	6	7	8	9	10
11	12	13	14	15	16	17	18	19	20	

Phonics: weekly phonemes

EYFS phonic groups: All children

Phase 2 Revision:

Recap on the phonemes taught last term. Focus on segmenting and blending CVC words.

Phase 3:

ng, ch, sh, th/**th**

ai, ee, or, ur,






oo/**oo**, ar, er, oa

ou, oi, ue

oy, ay, i-e, ow

Voluntary Homework

Space Home Learning Challenge



Rocket on a string
– Make a simple cardboard tube rocket with a deflated balloon taped to it, thread a string through the tube and ask 2 people to hold either end. Then ask an adult to blow up the balloon and release it. How far will your rocket travel?

Develop and teach your family your own alien language – what word could you use for 'hello'? How about 'blooba', 'floppa' or 'cookaboo'? You choose – it's your alien language

10 little aliens went flying one night until 6 flew away – how many are left? You could draw a picture or use your fingers to help you work out the answer!

Go outside when it is dark, or look out the window and talk about what you can see. Can you count the stars? Can you find the moon? Does the sky change from one night to the next?

Create a vehicle that you could use to travel into space. What would it look like? You could create a rocket using cardboard tubes, a spacecraft using old boxes or you could design a different type of vehicle to get you there!

Plan a tea party on the moon for the aliens. You could draw pictures of the food you want at the party. Think about what kind of food an alien might like – star biscuits, rocket jelly or moon cheese balls, the possibilities are endless!

Please have your homework projects in by Monday 11th February, ready to share with the class.