



Document owner	Etwall Primary School	Approved by:	Teaching and Learning Com
Author:	Sarah Bentley	Minute number	113b/19-20
Version:	July 2020	Next Review	September 2021
Signed by Chair of Governors	Rishi Makwana 16/07/2020	Signed by Headteacher	



Positive Behaviour Policy

Written statement of behaviour principles

The Education and Inspectors Act 2006 and DfE guidance (Behaviour in Schools, 2012) requires the governors to make and frequently review, a written statement of general behaviour principles to guide the Head teacher in determining measures to promote good behaviour. Practical applications of these principles are the responsibility of the Head teacher. The purpose of this statement is to give guidance to the Head teacher in drawing up the Behaviour Policy by stating the principles that the governors expect to be followed. The governors expect any policy or actions to be in accordance with their responsibility under equality legislation.

The governors believe that all members of our school community should be able to learn and achieve in a safe, secure and purposeful environment. We value the development of strong, positive and appropriate relationships among all members of our school community so that everyone feels welcome and included. The school has high expectations of everyone and we will actively promote equality of value whether race, gender, age, sexuality, religion or disability. The behaviour policy is based on our belief in, and respect for, the value and contribution of all members of our community and their right to succeed. We seek to eliminate all forms of discrimination, harassment and bullying.

The policy will be applied with consistency and fairness, with regard to each individual situation. The emphasis will be on encouraging positive behaviour through high expectations; a focus on learning; appropriate praise and celebration of outcomes. We will always work with parents and carers to understand their children and their circumstances and believe this relationship is an important part of building a strong learning community. Similarly, given our duty of care to the pupils, this written statement and the policies that both stem from it and are influenced by it (for example, appropriate contact, behaviour, anti-bullying and exclusions) applies to all pupils when in school, when travelling to and from school, and when engaged in extra-curricular activities such as educational trips and visits (residential and non-residential).

When children do not meet the expectations, either through consistent low level disruption or more severe incidences, school staff will always try to teach the child what is expected, without humiliation or in public view. At these points, the child will be able to reflect on, and learn from, their behaviour and to make reparation wherever possible.

On occasions, sanctions may be necessary to demonstrate that challenging behaviour is not acceptable; to provide boundaries and make our expectations clear. Sanctions should be known and understood by all staff and pupils and applied fairly, consistently, proportionally and reasonably. It is recognised that the use of rewards and sanctions must have regard to the individual situation and the individual student. The Governors expect the Head teacher to use her discretion in the use of sanctions and to balance the needs of staff, children and parents when considering measures to manage unacceptable/challenging behaviour.

For those children with special educational needs, physical or mental health needs, and looked after pupils can experience particular difficulties with behaviour and the school will seek to ensure that such pupils receive behavioural support according to their need. However, when making decisions the school must balance the needs of the individual with those of the school community and where pupil behaviour places others at risk, the safety of the pupil body as a whole is paramount.

Given the overriding need to keep children safe, the school will utilise its powers to search and to use reasonable force in order to keep individuals from harming, or further harming, themselves or others. All such difficult situations will be handled with utmost respect of all the individuals involved, including children, their families and staff. The Governors wish to emphasise that violence, threatening behaviour or abuse by pupils or parents towards the school's staff will not be tolerated. If a parent does not conduct himself/herself properly, the school may ban them from the school premises and, if the parent continues to cause disturbance, he or she may be liable to prosecution. The Governors expect the Head teacher to include guidance on the use of reasonable force, within the Behaviour Policy.

The Governing body support the school's authority to consider exclusions, particularly those that are permanent, as the very last resort and expect pupils and parents to cooperate to maintain an orderly climate for learning.

Introduction to the Positive Behaviour Policy

It is our intention that Etwall Primary is a school where everyone is valued and respected, encouraged, supported and challenged to achieve their full potential. In order to achieve this, and for effective teaching and learning to take place, a positive approach to encouraging good behaviour is essential. We believe that pupils and staff have the right to learn and teach in an environment that is safe, happy, well ordered and fair. As such, all the adults who work in the school are expected to follow the positive behaviour policy and procedures both to reward good behaviour and, where necessary, to sanction inappropriate behaviour.

At Etwall Primary School we believe that everyone should be included and that there is equality of opportunity for everyone, regardless of race, gender, ability, disability and social factors. This policy is intended to be inclusive of all in the school and wider school community.

The aims of the policy are:

- To provide a clear guide of expected levels of behaviour for children, staff and parents
- To provide a safe, caring environment where optimum learning takes place
- For all to show respect for themselves and others, regardless of gender or differing religious or moral values
- For all adults to take responsibility for behavior and follow it up personally
- For adults to use consistent language and a calm approach to promote positive behavior

The purpose of the policy is:

To provide simple, practical procedures for staff and students that:

- Foster the belief that there are no 'bad' children, just 'bad' choices
- Encourage children to recognize that they can, and should, make 'good' choices
- Promote self-esteem and discipline
- Teach appropriate behavior through positive intervention and restorative approaches

All staff must:

- Take time to welcome and greet children at the start of each day
- Never walk past or ignore children who are failing to meet expectations
- Always redirect children by referring to 'Be safe, be respectful and be ready to learn'.

The headteacher and leadership team must:

- Be a visible presence around the school
- Regularly celebrate staff and children whose efforts go above and beyond expectations
- Encourage use of positive praise, phone calls, certificates and stickers
- Support teachers in managing children with more complex or challenging behaviours

Members of staff who manage behavior well:

- Deliberately and persistently catch children doing the right thing
- Praise in public (PiP) and Reprimand in Private (RiP)
- Know their classes well and develop positive relationships with all children
- Relentlessly work to build mutual respect
- Remain calm in the face of challenging situations
- Demonstrate unconditional care and compassion
- Are consistent in their approach

Promoting positive behaviour

Our school rules are emphasised in every part of school life, are relentlessly reinforced and referred to in every conversation about behaviour. They are as follows:

1. **Be safe**
2. **Be respectful**
3. **Be ready to learn**

We understand that for some children, following our behaviour expectations are beyond their current development level. In this case, these children will have bespoke positive behaviour plans which may include additional rewards to reinforce positive behaviour. At Etwall Primary, we understand the importance of 'emotion coaching' to deal with behavior in the moment. An emotion coaching style provides high empathy and high guidance. It also provides a narrative for connecting feeling, thinking and behaving that supports children at all levels.

Creating a Positive Learning Environment

In our school, we aim to create a supportive atmosphere where children gain recognition for good work, effort and behaviour. The adults in school are responsible for recognising and rewarding positive behaviours and those children who are going 'over and above' what would be expected in school.

Rewards include:

- verbal praise and recognition
- stickers
- positive notes/postcards/phonecalls home
- certificates
- dojos

Class based Rewards

Teachers who feel their classes would benefit from additional reward opportunities e.g. team/table based rewards to encourage co-operative working may wish to introduce a star chart, marbles in a jar or any other reward system in addition to certificates presented in the celebration assembly.

Individual Rewards

Commendations

In addition to being awarded certificates in assembly, teachers are encouraged to send children to other teachers/team leaders, the Deputy Headteacher and the Headteacher as a way of rewarding outstanding pieces of work. All children who have been to show work to school leaders will receive a sticker and may sometimes also receive a small reward, such as a pen or pencil.

Celebration Assemblies

The whole school will take part in Celebration Assemblies held weekly where good behaviour and hard work is recognised and celebrated. Each teacher will also choose (at least) one 'Star of the Week' who has behaved and worked particularly well that week.

Class Dojo

Class Dojo is used to celebrate excellent behaviour, progress or achievement in class or around school. This system means that we can quickly share achievements with parents. These are sent so that we can work in partnership with parents to celebrate the positive behaviour shown in school.

Responding to Inappropriate Behaviour

Sometimes inappropriate behaviour does occur. When this happens, the starting point for all staff is to use an emotion coaching script with children. Emotion coaching helps to teach the child what emotion is driving the behaviour, set limits on what is not acceptable and why, and then support the child to problem solve. There are three steps to success:

Step 1 - Recognising, empathising, validating the feelings and labelling them

Step 2 - Setting limits on behavior

Step 3 - Problem-solving with the child or young person

All staff follow a process of graduated response depending on the poor choice that has been made, which ranges from positive reinforcement, through to exclusion – in exceptional circumstances. Behaviour strategies or interventions are chosen on the basis of what will minimize the disruption to learning and also on their knowledge of the individual child.

Staff will:

- Reprimand in private, where possible
- Respond to poor behaviour with deliberate calm
- Show disapproval of the behaviour, not the child
- Allow take-up time, notice when the child begins to behave appropriately again and give positive feedback
- Focus on immediacy and certainty of consequence, rather than on weight of punishment

Gentle approach, using child's name, at their level and giving eye contact to deliver the message.

At each stage, emphasis is given to starting with emotion coaching response.

1. Reminder:

- I noticed you are feeling frustrated and so chose to...
- This is a reminder that we need to be (safe, respectful, ready)
- You now have the chance to make a better choice
- Thank you for choosing to...

Example – 'I notice that you are running. This is a reminder that we need to be safe in school. Please make a better choice. Thank you for walking. That's a good choice.'

2. Warning: (Yellow card behaviours)

- I noticed you still continued to choose to...
- This is the second time that I have spoken to you.
- You need to speak to me at the end of the lesson/finish your work at...
- If you choose not to make the better choice that we discussed, you leave *me* no choice but to ask you to leave the room/go to the quiet area.
- Do you remember when...? (Example of previous good behaviour) That is the behaviour that we looked at together and what I expect from you. Think carefully because I know you can make good choices.

Example – 'I notice that you are not ready to do your work. This is a reminder that we need to be ready to learn when we are in class. You have now chosen to catch up with your work at playtime. Do you remember yesterday that you started your work straight away and got it finished? That is what I need to see today. I'm glad you've listened carefully and are ready to make a better choice.'

3. Calming Time: (Red card behaviours)

- I noticed you chose to...
- Classroom: You need to: 1. Wait outside the classroom for 2 minutes 2. Go to work with ... Go to HT's office
- Playground: You need to: 1. Stand by other staff member 2. Sit on the bench 3. Go to HT's office
- I will come and speak to you in two minutes

Example – 'I have noticed that you chose to use rude words. You are breaking the school rule of being respectful. You have now chosen to go and sit on the bench. I will come and speak to you in two minutes. Use the time to think carefully about what you need to do next. Thank you.'

4. Follow up, Repair and Restore:

- What happened? (Neutral, dispassionate language)
- What were you thinking/feeling at the time?
- What have you thought since?

- How did what you did make other people feel?
- Who has been affected?
- What should we do to put things right?
- What could you do differently next time?

Discouraging inappropriate behaviour

Inappropriate behaviour will initially be dealt with by class teachers or teaching assistants using the approach detailed above, where possible and appropriate. It is key to the school's behaviour management strategies, that children understand that the sanctions leading up to a red card are a two-way street and that in then making good choices around their behaviour can result in warnings being retracted. Children should not be made to feel that their behaviour is 'unrecoverable'.

Class teachers will speak to parents/carers in the event of a red card at the end of the day – in person or by telephone as appropriate. Parent/carers will be contacted by the Headteacher or Deputy Headteacher should the incident be of a more serious nature. A fresh start will be given the following day for all children although a sanction may be in place for this day. Logs will be kept of all red cards issued. Persistent levels of behaviour below expectations may result in a child being monitored more closely lesson by lesson for a given length of time.

It is anticipated that incidents of children receiving more severe sanctions will be rare. In the event that a child demonstrates persistent and excessive disregard for school rules, endangers the wellbeing of staff or pupils, engages in criminal conduct or instigates a child protection/ safeguarding referral, the Headteacher will consider whether to apply Derbyshire County Council's procedures for fixed term or permanent exclusion. Parents would have the right to appeal in all cases.

Lunchtime behaviour management

Midday Supervisors (MDS) have a vital role to play with regard to the behaviour of children. Stickers and special duties can be used as rewards by the Middays to reward the good choices that children make around their own behaviour. Middays record all yellow and red card incidents using the form in the appendix which is then reported to the class teacher by the MDS as appropriate to ensure continuity and consistency of this policy. The MDS team use "time out" to enable children to reflect on their behaviour choices as deemed appropriate. A member of the Senior Leadership Team is on duty during the lunchtime period to support the MDS team. All red cards are reported to the SLT by the Senior Midday Supervisor as well as to class teachers.

Using the graduated response model, as detailed in the appendix, any child will have the opportunity to modify their behaviour and reduce the sanction during the afternoon session in class.

Discipline beyond the school gate

When a child is off the school premises:

- Taking part in a school organised or school related activity *or*
- Travelling to or from school *or*
- Wearing school uniform or in some way is identifiable as a pupil from Etwall Primary School

they are expected to adhere to the school rules and make good behaviour choices. No child should bring the school into disrepute.

Sanctions may include:

- **Time Out** – children can be sent to a quiet area of the room to calm down and think about which school rule they need to follow and how they are going to do this. If a child is sent out of the classroom to stand in the corridor, it should be for a maximum of 2 or 3 minutes so that there is minimal disruption to learning.
- **Being sent to a different classroom** – children can be sent to a neighbouring classroom for supervision until an appropriate break-time if it is not appropriate to speak about their behaviour immediately.
- **Confiscation of inappropriate items** – school staff may confiscate items from pupils. These items should be stored securely until they are returned to the child or the parent.

- **Two Minutes at break or lunchtime** – holding a pupil back for 2 minutes is inconvenient for the child and makes it clear that they have over-stepped the mark. Lengthier times have no greater impact.
- **Involvement of Senior Staff** – to Team Leader, Deputy, Headteacher. This should be limited to only the more serious incidents.
- **Parental Consultation** – through phonecalls, letters or direct contact.
- **Internal exclusion** – see further details below.

Sanctions should:

- Make it clear that unacceptable behaviour affects others
- Be consistently applied by all staff to help to ensure that children and staff feel supported and secure
- Not apply to a whole group for the actions of individuals
- Be in proportion to the offence

Exclusions - internal

Children whose behaviour is persistently disruptive in class (with evidence from behaviour sheets), or where there has been a more serious incident, may be excluded internally. An internal exclusion will take the form of isolation from the child's own class and year group for a ½ day or, in exceptional circumstances may result in a child being internally excluded for up to one week during which time s/he will work independently with another class.

In addition, internal lunchtime exclusions may be used where it is not appropriate for the child to go home for lunch. Under these circumstances, the headteacher or deputy will arrange for lunch to be taken separately from peers. This might be for a fixed period of 1 - 5 days, or as appropriate and will be recorded on RM Integris as a permanent record.

Further Sanctions/Procedures for the headteacher to support management of behaviour

- **Isolation** – working inside or outside the headteacher's office
- **Fixed-term exclusion** (usually 1, 3 or 5 days)
- **Permanent exclusion**

Exclusions - external

Only the headteacher (or deputy headteacher, in their absence) will exclude children and only for serious misconduct. Whenever possible, exclusions will be arranged in conjunction with the child's parents/carers and will take place as soon as possible after the behaviour has occurred. Any child who has received an external exclusion will automatically have a PSP (Pastoral Support Plan) put into place. This is good practice when seeking to support children who are considered to be at risk of exclusion.

Use of Positive Support/Reasonable Force/Restrictive Physical Intervention

The decision on whether or not to physically intervene or positively support a child is down to the professional judgement of the staff member concerned and should always depend on the individual circumstances. However, the use of restrictive physical interventions must always be an act of last resort and not normal practice and be based on the best needs of the individual. All reasonable actions should be taken to reduce the potential need to use restrictive physical interventions or reasonable force as far as practicable.

Bullying — Please refer to the separate Anti-Bullying Policy

At Etwall Primary we are committed to stopping bullying in all its forms. Although we do have a separate anti-bullying policy, it is important to repeat some of the key information in this behaviour policy. However, for all specific concerns about bullying, please refer to the anti-bullying policy for full details and procedures. Bullying can take a number of forms and the Anti-Bullying Alliance define it as:

The repetitive, intentional hurting of one person by another, where the relationship involves an imbalance of power. Bullying can be carried out physically, verbally, emotionally or through cyberspace.

If a child is being bullied it can have an adverse affect on many aspects of their school life. It is for this reason that children being bullied are supported by adults in school, particularly their class teacher, teaching assistant and the ELSA (see below for details of ELSA). Close communication with parents will be sought in order to work together to stop the bullying.

Children who are found to be bullying others will not necessarily follow the hierarchical sanctions but instead their behaviour will be dealt with on an individual basis by a member of the Senior Management Team.

Support Procedures

Some children need more time than others to learn new routines or meet expectations. Our default response to behavior that is beyond the normal range is to be empathetic, kind and keen to understand what is being communicated. Whilst it is important to have sanctions and procedures in place for when things do go wrong, it is imperative that we also have measures in place to support children. These include:

- **Meetings with parents**
- **Arranging learning mentor support** – see below
- **Consultation with outside agencies** e.g. Educational Psychologist, School Health Authorities, Behaviour Support, SEND Team
- **Arranging an Early Help Support meeting**
- **Setting up an Individual Behaviour Plan (IBP) or a Pastoral Support Plan (PSP)**

ELSA (Emotional Literacy Support Assistant)

We have a Teaching Assistant who has been trained in Emotional Literacy in order to help children to manage their own behaviour and secure their well-being. Our ELSA support will also support children who may have problems that affect their learning that do not result in poor behaviour. Examples of this include children who are concerned about bullying, those who wish to talk about issues affecting their family or those who have fallen out with their friends.

GDPR – Behaviour Records

All teachers will keep records of children who have been chosen as ‘Star of the Week’ and those who have been awarded end of year certificates or medals. This information will be kept in the class-file and will then be passed on to the next class-teacher.

Written records of behavioural incidents will be kept by the Headteacher. These will be stored securely and passed on only if appropriate to do so. In addition, Class Dojo is used to keep a log of all awarded dojos with these being re-set at the start of each academic year.

School-based systems such as RM Integrus and My Concern are used to record other incidents and these will be kept on the system and transferred to any new school when the child moves on from Etwall Primary School. Information is stored securely and access to information is limited to only those staff who need to know.

Monitoring, Evaluation and Review

Methods used to monitor and evaluate the effectiveness of the behaviour policy include:

- Discussions with learners
- Referrals to SMT/SLT
- Feedback from staff
- Feedback from school council
- Feedback from parents
- Lesson observations
- Governors Meetings
- External evaluation

Appendices

Managing disruptive behaviour
 Low Level Behaviour
 What happens if.....
 Persistently disruptive children

Playground.....

Routines.....
 1. Moving around the school
 2. Assembly.....
 3. Playtimes
 4. Lining Up.....
 5. Lunchtimes

Graduated Response Model.....

Red card offences.....

Behaviour Incident Form

COVID-19 Addendum.....

Managing disruptive behaviour

Low Level behaviours

These can be defined as being any low-level off-task or anti-social behaviour that occurs in school e.g. calling out, rocking on the back legs of a chair, not listening/working, repeatedly tapping a pencil against a table, talking during independent work time etc. etc. These types of behaviours will differ across the age range within a primary school and it is expected that all class teachers discuss these with their class, either as a specific lesson at the start of the year or as and when these types of behaviour occur. The teaching of expected behaviour should be evident and explicit within all teaching groups and teachers might have their own classroom rules/code of conduct for this.

What happens if...a child exhibits these low level behaviours?

- **Tactical or planned ignoring:** the teacher might decide temporarily not to address specific behaviour from a particular child. The behaviour will be discussed with the child later, at a more appropriate time.

Teachers should give a quiet verbal or non-verbal reminder of the expected appropriate behaviour. **Strategies for non-verbal reminders include:** moving over to the child whilst continuing teaching; pointing to eyes to show that attention is required; pointing to the child's book if they should be working; the 'look' etc.

Quiet verbal reminders might include the following steps:

- **A reminder of the rule or classroom routine delivered privately wherever possible:** This will often end the inappropriate behaviour immediately.
- **A caution:** a clear, calm caution delivered privately, making the child aware of the consequences if they continue.
- **Last chance:** a scripted conversation may be used at this point.
"I've noticed that you are finding it hard to work without talking. This is breaking the 'Be ready to learn' rule. If you continue you will be choosing to work at the back of the classroom by yourself. Do you remember yesterday when I was really pleased with how hard you worked? That is what I need to see today..."

And if the disruptive behaviour still continues?

Thinking or 'take-up' time must always be given before applying any consequences. If it still continues, then teachers should proceed up the hierarchy of sanctions, as appropriate. All incidents that require a consequence/sanction beyond a non-verbal or verbal intervention should be recorded in the class behaviour book. These books should be shared with team leaders and/or the Deputy Headteacher regularly so that children who repeatedly push the boundaries are noted and support can be given.

It is expected that there will be a minority of children for whom sanctions are repeatedly applied. Once it is clear that a pattern is emerging, class teachers should speak to the headteacher for support in implementing further behaviour strategies for a specified period of time.

Children who persistently show disruptive or poor behaviour

Children who are persistently disruptive will be identified by teachers, team leaders and the deputy headteacher based upon the behaviour log. Once identified, a child may have a Pastoral Support Plan (PSP) or a Behaviour Book set up. The child's parent/carer will be invited to meet with the class teacher and other school-based adults who regularly support the child.

Children for whom additional support is required i.e. Behaviour Support Service, may need to also be registered as having Special Educational Needs (SEN). As before, parents/carers will be invited to meet with the class teacher and the SENCo to discuss the support required and any agencies that might be involved.

Routines

To promote good behaviour both in class and around the school a number of routines have been identified. In order that the children are given consistent messages about expectations all adults in the school adhere to the following routines:

1. Moving around the school

- Classes will move around the school on the left-hand-side;
- Each class will walk in single file and without talking on the way to assembly and whilst other classes are working;
- Pause points on the way allow teachers to keep the whole class together and reinforce the need for quiet.

2. Assembly

- Teachers on assembly duty are to sit on either side of the hall and pick up on unacceptable behaviour from all children, (turning around, kneeling up). Children are expected to sit still, listen respectfully & face the person leading the assembly.
- It is important that children enter the hall and sit down quietly and sensibly and that anything other than this is picked up on immediately so that children sense the importance of the whole school gathering.

3. Playtime

Teachers, teaching assistants and lunchtime assistants are required to perform supervisory duties at playtimes and/or lunchtimes. Supply teachers should cover the duty of absent teachers but should never be without support. All staff should be fully aware of playtime procedures, rules, sanctions and rewards and apply them consistently.

When on duty, staff should circulate and take the opportunity to engage with children rather than other adults, whilst maintaining an overview of the different play areas. Staff will ensure adequate supervision of all areas of the playground and toilets by moving around and maintaining a constant vigilance, aiming to deal with problems before they escalate.

4. Lining up on the playground

Bell rings/teacher blows whistle and children are expected to stop playing, pick up balls or other play equipment and follow procedures for their playground.

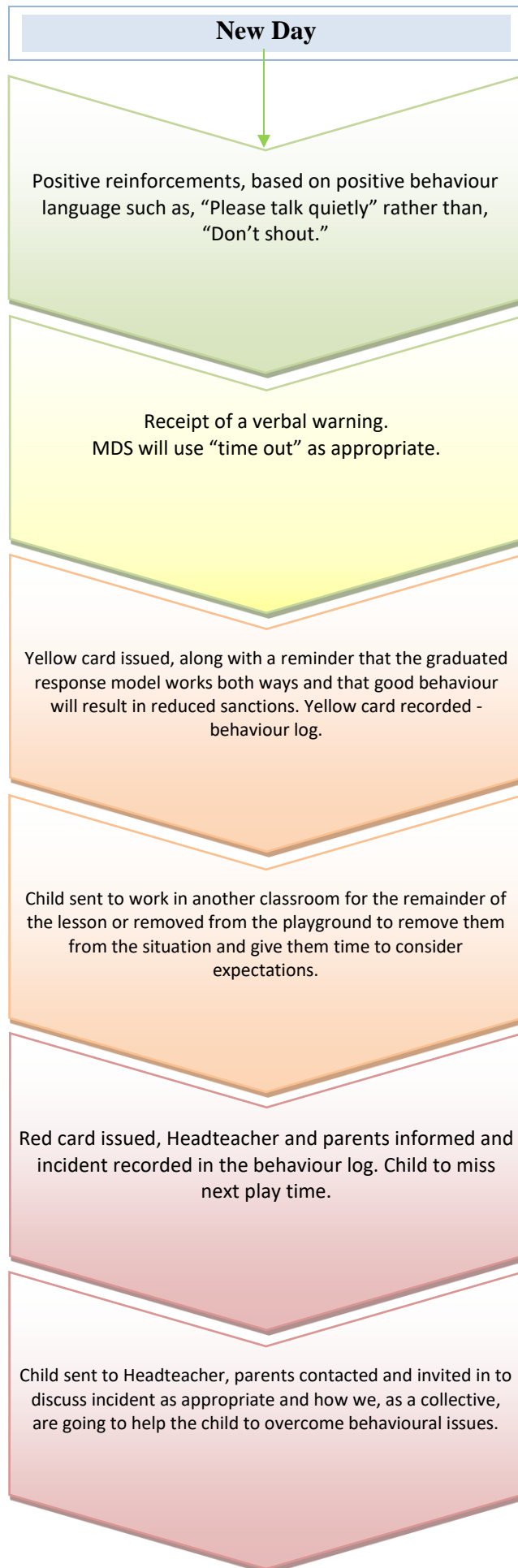
- Classes line up quietly and are collected by their classteacher;
- Children are expected to be quiet (not silent) and be in single file as they enter the school building.

All children should enter the school building calmly with supervision to ensure that children move through school safely and sensibly.

5. Lunchtime

KS2 Teachers will collect their classes from the playground and will speak to lunchtime staff before the end of lunchtime so that any information can be shared before going in to class.

Graduated Response Model, including Instant Red Card Offences



Instant red card offences

These are those that demonstrate acts of aggression towards others – either physical or verbal.

- Fighting
- Verbal aggression
- Threatening displays of temper
- Throwing items at other children/adults in an aggressive manner
- Swearing
- Spitting
- Deliberately or in temper, damaging or taking other people's property
- Not being truthful
- Pushing, tripping or other acts committed in a deliberate attempt to hurt someone.

COVID-19 Addendum

This addendum is for use as children return to school with the risks of COVID-19 still with us. It is to ensure that we keep pupils and staff as safe as possible, physically and emotionally. It is impossible for us to deal with behaviour in the same way as children need to remain as contained in their own group as possible.

At times, a child may display unsafe behaviour. In line with government guidance, school will communicate the rules and this policy clearly and consistently to staff, pupils and parents. The government guidance states: *'Any disciplinary exclusion of a pupil, even for short periods of time, must be consistent with the relevant legislation.'*

New expectations that we have in place include the following:

Safety Area	Expectations
Handwashing and hygiene	Handwashing must be done diligently as we have instructed in school. School equipment must not be placed in the mouth and children must try not to touch their noses, eyes or mouth.
Socialising in school	Pupils must not leave their group bubble and will not be able to socialise or share equipment with children in other bubbles
Moving around school	Children must stay in their allocated areas and move around the school as instructed
Sneezing and coughing	Children must catch it, bin it and kill it in a tissue. Hands must then be washed. If a tissue cannot be reached in time, they must sneeze into their elbow.
Illness	If a child is unwell, they must tell an adult immediately.
Access to water	Children must use their own water bottle and must not put their mouth near the tap in the bathrooms/by the water fountains.
Equipment	Pupils must only use the equipment provided to them and must not use the equipment of other children. Equipment must be kept at their own work station.
Play Areas	Pupils must stay in their designated zones. They must attempt to stay socially distanced and not leave the designated area.
Toilets	Pupils must only use the toilets allocated to their bubble. They must flush the toilets and wash their hands thoroughly afterwards with soap and water.
Coughing and Spitting	Anybody deliberately sneezing on, spitting at or coughing on another person will have a red card. This behaviour will be discussed with parents and a warning of exclusion will be given if the behaviour were to be repeated.
Behaviour and racism	Children must not make any racist slurs around the origins of covid-19.

What happens if a child breaks these rules?

Allowances will be made for the age of the children and how new they are to the experience of returning to school and knowing these rules. The safety of all children and staff will be prioritised. A home/school agreement will be put in place for those children who have deliberately broken rules which put other pupils in danger of Covid-19. Teachers will be able to use their mobile phones or radios to call for support.

Rewards

Children at school will be awarded Dojos for following the rules. Other reward systems and approaches will run as normal, with the exception of teacher commendations. Children will not be able to visit the classrooms of other teachers or visit the headteacher's office under current government guidance. Sharing of good work will be done via Class Dojo and each child's portfolio instead.

Behaviour Incident Form

Aggressor name(s):		Date:	
Target name(s):		Person completing Form:	

Behaviour Type		Location		Session Time	
Physical aggression		Playground/Field		Morning break	
Unkind behaviour to others		Classroom		Lunchtime	
Inappropriate language		Hall		Afternoon break	
Ongoing disruption in classroom		Toilets		Lesson time	
Lack of respect to adults/poor attitude		Outside of school		Before/After school	
Racist comments or behaviour		Other:		Other:	
Other—please describe incident below					

Incident Notes:

Action Taken		Notes:
Restorative Meeting:		
Sanction—please describe:		
Parents to be informed by classteacher:		
Referred on to headteacher (by classteacher):		